



















101 200m Freestyle Mixed Multi-Class Final

Official

Entries Heats Summary

Total

All ages

Rank	Competitor	Age	Club	RT	PTS	Result
1	 Keenan Hamish	S9 16	 SWIMMIN...		680	2:18.01
	50m: 31.39	100m: 1:06.57 (35.18)	150m: 1:42.65 (36.08)			200m: 2:18.01 (35.36)
2	 Nolan Imogen	S15 17	 SWIMMIN...		657	2:26.74
	50m: 32.24	100m: 1:09.56 (37.32)	150m: 1:48.64 (39.08)			200m: 2:26.74 (38.10)
3	 Sayer Rylee	S7 16	 TEAM WHITE			2:54.21 +28.55 Entry: 2:25.66
	50m: 40.04	100m: 1:24.32 (44.28)	150m: 2:08.88 (44.56)			200m: 2:54.21 (45.33)
4	 Berryman Jordan	S7 18	 WESTERN ...		536	3:03.92 +24.57 Entry: 2:39.35
	50m: 41.32	100m: 1:29.42 (48.10)	150m: 2:18.31 (48.89)			200m: 3:03.92 (45.61)
5	 Tristram-Brown Rawiri	S6 15	 TEAM BLA...		361	3:12.17 +2.77 Entry: 3:09.40
	50m: 42.66	100m: 1:32.32 (49.66)	150m: 2:23.35 (51.03)			200m: 3:12.17 (48.82)
6	 Proudfoot Amber	S8 16	 TEAM BLA...			3:17.48 -1.96 Entry: 3:19.44
	50m: 46.96	100m: 1:36.57 (49.61)	150m: 2:27.92 (51.35)			200m: 3:17.48 (49.56)
7	 Anderson Brooke	S8 19	 TEAM WHITE		296	3:30.13 +63.99 Entry: 2:26.14
	50m: 47.02	100m: 1:41.27 (54.25)	150m: 2:38.24 (56.97)			200m: 3:30.13 (51.89)
8	 Long Millie	S10 16	 TEAM BLA...		280	3:11.19 +3.26 Entry: 3:07.93
	50m: 41.89	100m: 1:30.01 (48.12)	150m: 2:20.92 (50.91)			200m: 3:11.19 (50.27)
9	 Robins Lucas	S10 14	 TEAM WHITE		274	2:53.62 -5.57 Entry: 2:59.19
	50m: 40.17	100m: 1:25.57 (45.40)	150m: 2:10.77 (45.20)			200m: 2:53.62 (42.85)